

## Pixel Tile - RGB & RGB+6500K - 140 x 140 mm

TL140-PX-RGB-24V-XP, TL140-PX-RGB65K-24V-XP


### PRODUCT DESCRIPTION

Pixel Tiles are the premier solution for customizable lighting displays. These rigid pixel tiles measures 140mm x 140mm (5.5in x 5.5in). They are a compact yet powerful lighting module that can be surface mounted or easily installed into SEG frames.

Pixel Tiles allow users to create mesmerizing animated effects. For RGB, three addresses are required per pixel, while for RGBW, four addresses are required per pixel for complete control—making them perfect for large-scale displays.

Our Pixel Tiles are easily linked using built-in SM connectors, with the input direction clearly indicated for straightforward setup. Installation is further simplified with built-in mounting holes, which can be used with or without the associated mounting channel system.

**Ideal Application:** Pixel Tiles are ideal for enhancing aesthetics in architecture, retail displays, and event lighting, as well as for signage, interior design, and art installations. They can be surface mounted, channel mounted, or installed into SEG frames.



### PRODUCT FEATURES

- PixelControl Technology - UCS2903 (RGB), UCS2904 (RGBW)
- Available in two variations: 1 Pixel per Tile & 4 Pixels per Tile
- Convenient 24V operation
- Power Linking up to - 8 tiles (RGB), 6 tiles (RGBW)
- Linkable with built-in SM connectors
- Surface mountable
- Mounting system compatible with SEG frames
- Tiles per DMX Universe:
  - RGB, 1 Pixel: 170 tiles per DMX Universe
  - RGB, 4 Pixels: 42 tiles per DMX Universe
  - RGB + 6500K, 1 Pixel: 128 tiles per DMX Universe
  - RGB + 6500K, 4 Pixels: 32 tiles per DMX Universe
- UL Listed, Warranty: 3 Years Limited

### TECHNICAL SPECIFICATION

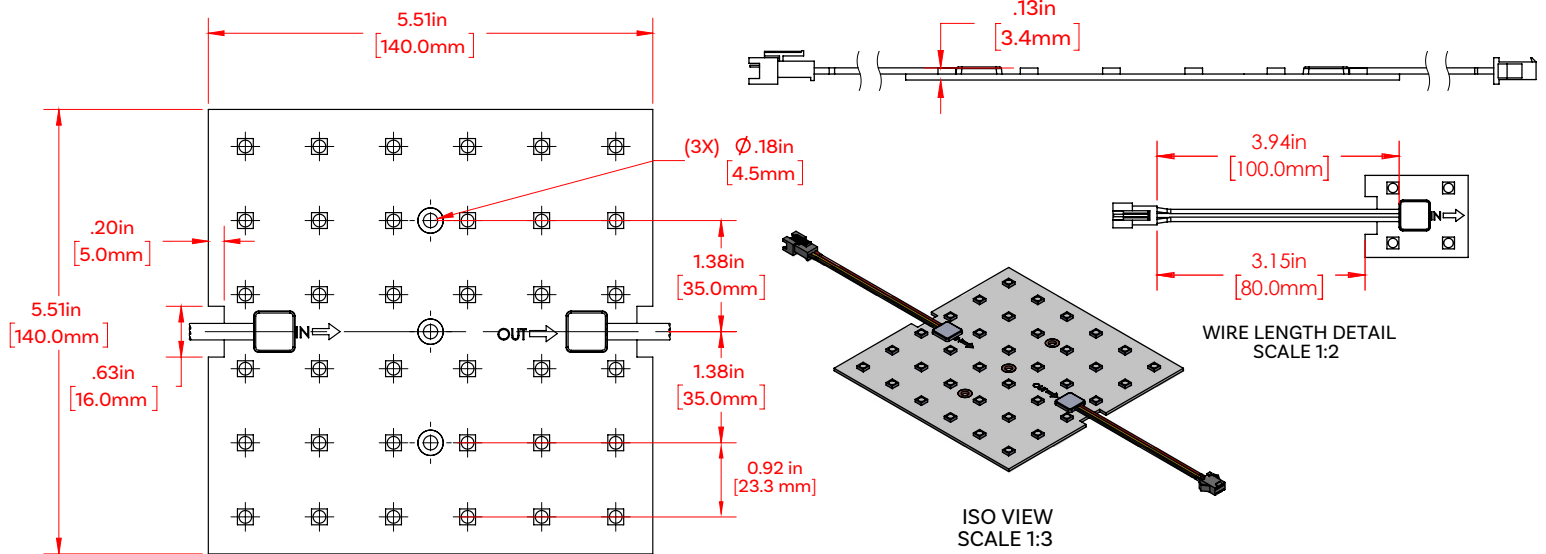
| Product Number       | TL140-PX-RGB-24V-1P        | TL140-PX-RGB-24V-4P        | TL140-PX-RGB65K-24V-1P     | TL140-PX-RGB65K-24V-4P     |
|----------------------|----------------------------|----------------------------|----------------------------|----------------------------|
| Color Temperature    | Red, Green, Blue           | Red, Green, Blue           | Red, Green, Blue + 6500K   | Red, Green, Blue + 6500K   |
| Voltage (DC)         | 24 DC                      | 24 DC                      | 24 DC                      | 24 DC                      |
| Wattage              | 12 W                       | 12 W                       | 15 W                       | 15 W                       |
| Beam Angle           | 120°                       | 120°                       | 120°                       | 120°                       |
| Brightness           | 55/170/40 lumens/tile      | 55/170/40 lumens/tile      | 65/170/40/190 lumens/tile  | 65/170/40/190 lumens/tile  |
| LED Node Size        | 5050                       | 5050                       | 5050                       | 5050                       |
| Height               | 0.13 in [3.4 mm]           | 0.13 in [3.4 mm]           | 0.13 in [3.4 mm]           | 0.13 in [3.4 mm]           |
| Length               | 5.51 in [140 mm]           | 5.51 in [140 mm]           | 5.51 in [140 mm]           | 5.51 in [140 mm]           |
| Width                | 5.51 in [140 mm]           | 5.51 in [140 mm]           | 5.51 in [140 mm]           | 5.51 in [140 mm]           |
| IP Rating            | IP20                       | IP20                       | IP20                       | IP20                       |
| Average Lifetime     | 50,000 hours               | 50,000 hours               | 50,000 hours               | 50,000 hours               |
| Ambient Working Temp | -20°C to 60°C              | -20°C to 60°C              | -20°C to 60°C              | -20°C to 60°C              |
| Lead Detail          | FSM3 In / MSM3 Out / 100mm | FSM3 In / MSM3 Out / 100mm | FSM3 In / MSM3 Out / 100mm | FSM3 In / MSM3 Out / 100mm |
| Warranty             | 3 years limited            | 3 years limited            | 3 years limited            | 3 years limited            |

For More Information

888.880.1880

ContactUs@EnvironmentalLights.com

© Environmental Lights. All rights reserved.

**MECHANICAL SPECIFICATIONS**
**PIXEL TILE - RGB & RGB65K - 140X140MM**

**COMPATIBLE ACCESSORIES**

| Product Number  |  | Length             | Width             | Height            | Details  |
|---|--|--------------------|-------------------|-------------------|--|
| Pixel Tile Mounting Channel - 2m<br>PX-TL-ACH-2m                    |  | 6.56 ft [2 m]      | 1.08 in [27.5 mm] | 0.59 in [15 mm]   | A rigid aluminum mounting channel for Pixel Tiles that is 2 meters long. Can be used to mount up to 14 tiles (6.5 feet). |
| Pixel Tile Mounting Channel - 1120mm<br>PX-TL-ACH-1120mm            |  | 44.09 in [1120 mm] | 1.08 in [27.5 mm] | 0.59 in [15 mm]   | A rigid aluminum mounting channel for Pixel Tiles that is a perfect length for an 8-tile (4-foot) span.                  |
| Pixel Tile Mounting Channel L-Bracket - 2pcs<br>PX-TL-L             |  | 3.08 in [78.3 mm]  | 0.99 in [25.2 mm] | 0.85 in [21.5 mm] | Two L-Brackets compatible with mounting channel for Pixel Tiles.   |
| Pixel Tile Mounting Push Pin - Bag of 50<br>PX-TL-PN                |  | -                  | -                 | -                 | Intended for easy fastening of the tiles to the mounting channel   |
| Screw-Down Cable Tie, M3 Size White - Bag of 100<br>SDCT-M3-W-150mm |  | -                  | -                 | -                 | Screw-down white cable ties. A great for cable management to when installing Pixel Tiles.                                |

For More Information

888.880.1880

ContactUs@EnvironmentalLights.com


© Environmental Lights. All rights reserved.

**PRODUCT ACCESSORIES**


| Product Number  |   | Length            | Width           | Height          | Details  |
|---|---|-------------------|-----------------|-----------------|--|
| Pixel SM3 Male to Bare Wire - 2m<br><i>PX-SM3-2m-M-BW</i>   |  | 6.56 ft (2 m)     | -               | -               | A two-meter cord for pixel products requiring an SM3 to bare wire connection to power and data input to the tiles.   |
| Pixel SM3 Male to Female Extension Cable - 250mm<br><i>PX-SM3-ext-250mm</i>                         |  | 9.84 in [250 mm]  | -               | -               | A SM3 Male to Female extension cable for pixel products offering an additional 250mm of length.  |
| RGB PixelControl Power Injecting Plug Connector-3 Conductor Plug to Plug Jumper<br><i>p3-inject</i> |  | 6.5 in [165.1 mm] | 0.51 in [13 mm] | 0.3 in [7.5 mm] | This 6-inch connector provides an easy way to inject power into a string of PixelControl LEDs while maintaining the flow of pixel data. The power injector features a standard 2.1mm x 5.5mm female barrel plug. |

## LED Pixel Tile Mounting System Guide


Environmental Lights Pixel Tiles can be conventionally mounted to a backer using the 4.5mm diameter mounting holes but are designed for quick and easy mounting using the matching aluminum channel system.



The pre-drilled mounting holes in the channel line up with the mounting holes in the tiles themselves. Simply press-in two plastic push pins per tile and tile is secure. The channel system can be easily mounted to a frame, including SEG frames, using sliding L-brackets.



Alternatively, the channel can be mounted to a rigid backer.



## Pixel Order for 4-Pixel Tiles

