

End cap GIL

Ref. C24029C02, C24029L01, C24029C07, C24029C10

Ref. arch 24029, 24035, 24133, 24132



APPLICATION

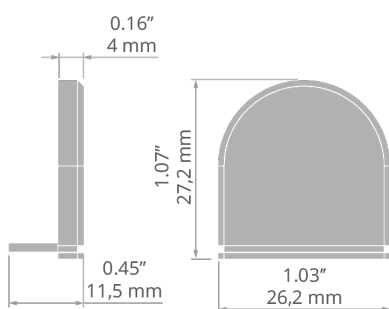
- aesthetic finish and protection of the interior of the lighting fixture

MOUNTING

- to the extrusion, by pressing







TECHNICAL DRAWING



TECHNICAL SPECIFICATIONS

Material	PP
Shape	rectangular
Height	0.98"
Width	1.02"
Corrosion resistance	yes
Corrosion resistance at high salinity	yes

Color	Ref
 gray	C24029C02 24029
 silver	C24029L01 24035
 black	C24029C07 24133
 white	C24029C10 24132