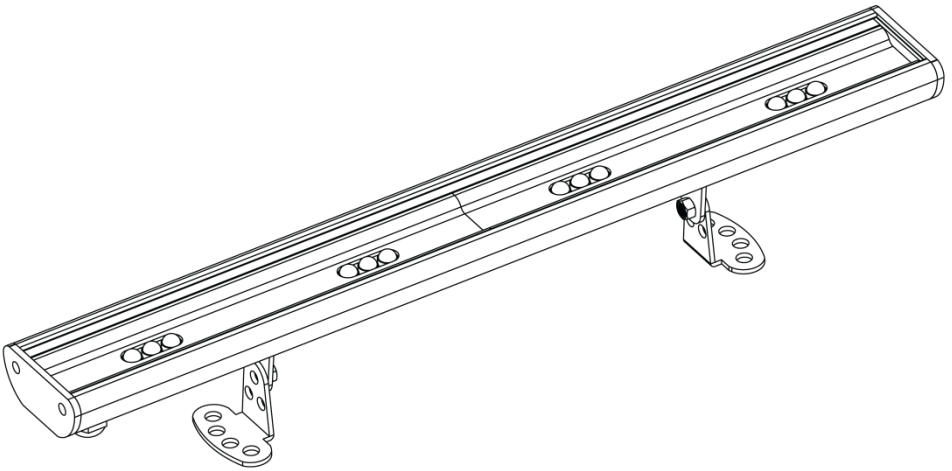


Ilumiline LΩgic™ 12 RGB

Quick Reference Guide



What is Included

- One Illumiline LΩgic™ 12 RGB
- One CAT5 Splitter
- One Quick Reference Guide
- One Warranty Card

About this Guide

The Illumiline LΩgic™ 12 RGB Quick Reference Guide (QRG) contains the product’s features, options, input power, mounting information, wiring, connectivity, and dimensions.

Refer to the applicable LΩgic™ Controller User Manual from the ILUMINARC® website (www.iluminarc.com) to learn about the disclaimers, safety notes, programming modes, and detailed technical information and instructions.

Product at a Glance

Use on Dimmer	⊘	Auto Programs	⊘
Outdoor Use	⊘	Auto-ranging power supply	⊘
Sound Activated	⊘	Replaceable Fuse	⊘
DMX	⊘	User Serviceable	⊘
Master/Slave	⊘	Duty Cycle	⊘

Features

- RGB LED wash light product
- Compatible with LΩgic™ controllers
- High power 1 W (350 mA) LEDs
- RGB color mixing (with LΩgic™ Controller)
- Extruded aluminum housing (silver)
- Belden 1585A plenum-rated data/power cable (79 in/2 m) with RJ45 connector
- Low power consumption
- IP20 ingress protection
- Lightweight and durable construction
- Plenum-rated cable

Controllers

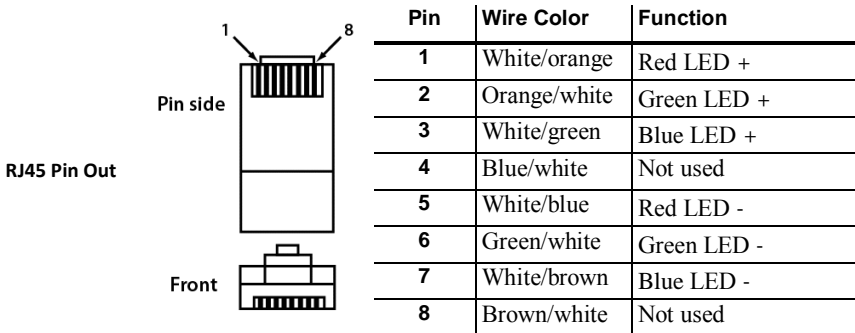
Please refer to the applicable User Manual to learn more about the LΩgic™ controllers’ currently available. The User Manuals can be downloaded from the ILUMINARC® website (www.iluminarc.com).

- LΩgic™ 1x36
- LΩgic™ 4x36
- LΩgic™ 16x36

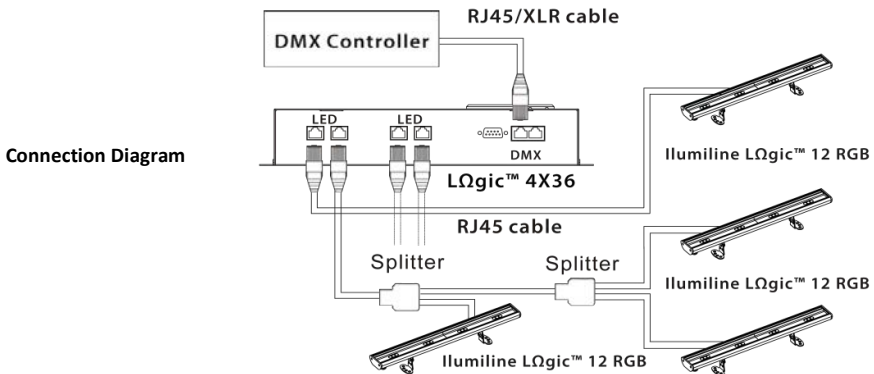
Input Power The input power for this product is provided by a LΩgic™ Controller (1,050 mA @ 48 V).

Mounting The Illumiline LΩgic™ 12 RGB includes mounting hardware with 6.3-mm holes, which allow the product to be mounted on any flat surface. Once mounted, the angle can also be adjusted.

Wiring This product comes with a 79 in (2 m) long CAT 5 cable, terminated with an RJ45 plug to connect to a LΩgic™ Controller. If using the included splitter or if making an extension of the product's cable, you must use plenum-grade CAT 5/6 wire. The RJ45 connector pin out is shown below.

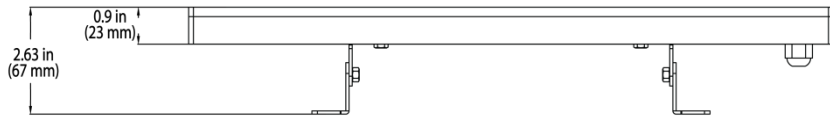
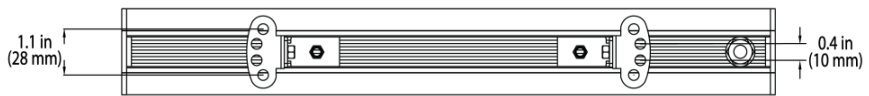
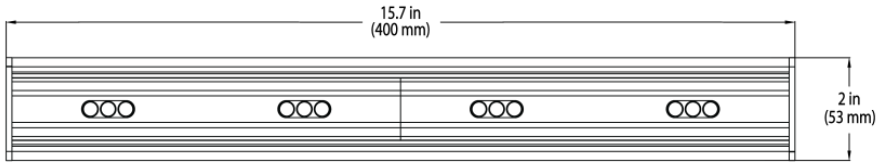


Connectivity The figure below shows a possible connection layout using this product and a LΩgic™ 4X36 Controller. Refer to the applicable LΩgic™ Controller User Manual regarding wiring layouts and limitations.



All cables must be terminated to a product. Do not use the splitter as a coupler.

Dimensions



Contact Us

ILUMINARC®
5200 NW 108th Avenue
Sunrise, FL 33351
Voice: (954) 923-3680
Fax: (954) 929-5560
(ATTN: ILUMINARC®)
www.iluminarc.com

Ilumiline LQgic™ 12 RGB QRG Rev. 5
© Copyright 2012 ILUMINARC®
All rights reserved.
Printed in the P. R. C.

